

SJPB-D4

SURFACE MOUNT SCHOTTKY BARRIER RECTIFIER

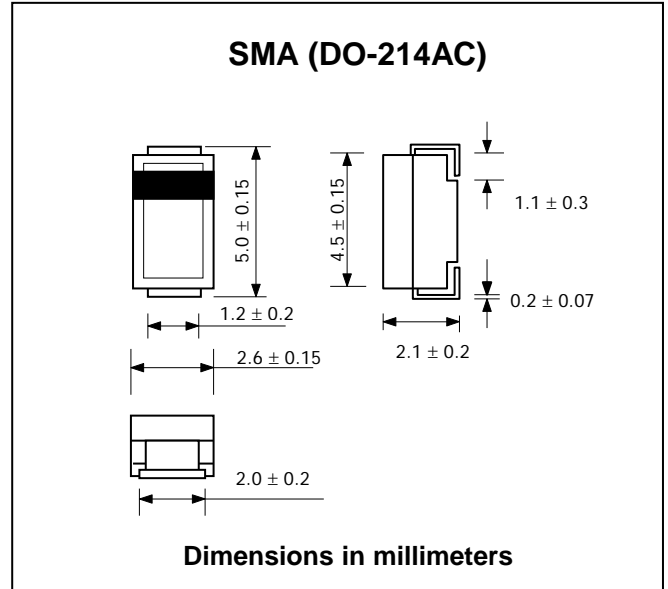
PRV : 40 Volts
I_o : 1.0 Ampere

FEATURES :

- * High current capability
- * High surge current capability
- * High reliability
- * High efficiency
- * Low power loss
- * Low forward voltage drop
- * Low cost
- * Pb / RoHS Free

MECHANICAL DATA :

- * Case : SMA Molded plastic
- * Epoxy : UL94V-0 rate flame retardant
- * Lead : Lead Formed for Surface Mount
- * Polarity : Color band denotes cathode end
- * Mounting position : Any
- * Weight : 0.064 gram



MAXIMUM RATINGS AND ELECTRICAL CHARACTERISTICS

Rating at 25 °C ambient temperature unless otherwise specified.
Single phase, half wave, 60 Hz, resistive or inductive load.
For capacitive load, derate current by 20%.

RATING	SYMBOL	VALUE	UNIT
Maximum Recurrent Peak Reverse Voltage	V _{RRM}	40	V
Maximum Peak Reverse Surge Voltage	V _{RSM}	40	V
Maximum Average Forward Current	I _{F(AV)}	1.0	A
Maximum Peak Forward Surge Current, Half-cycle Sinewave Single Shot, 50 Hz	I _{FSM}	30	A
Maximum Forward Voltage at I _F = 1.0 A	V _F	0.55	V
Maximum Reverse Current at V _R = V _{RRM} T _j = 25 °C	I _R	100	µA
Maximum Reverse Current at V _R = V _{RRM} T _j = 150 °C	I _{R(H)}	35	mA
Thermal Resistance, Junction to Lead	R _{θJL}	20	°C/W
Junction Temperature Range	T _J	- 40 to + 150	°C
Storage Temperature Range	T _{STG}	- 40 to + 150	°C

RATING AND CHARACTERISTIC CURVES (SJPB-D4)

FIG.1 - CURRENT DERATING, LEAD

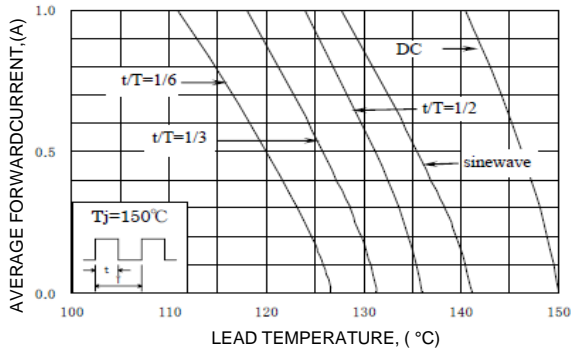


FIG.2 - MAXIMUM STEADY STATE POWER DISSIPATION AS A FUNCTION OF AVERAGE FORWARD CURRENT

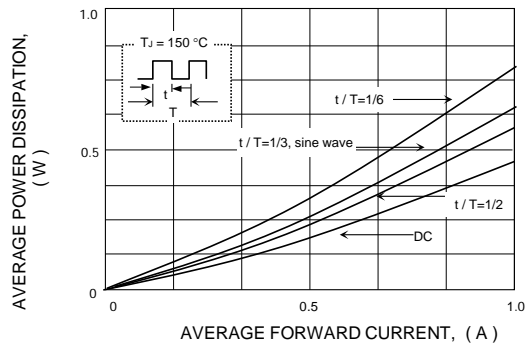


FIG.3 - MAXIMUM STEADY STATE POWER DISSIPATION AS A FUNCTION OF REVERSE VOLTAGE

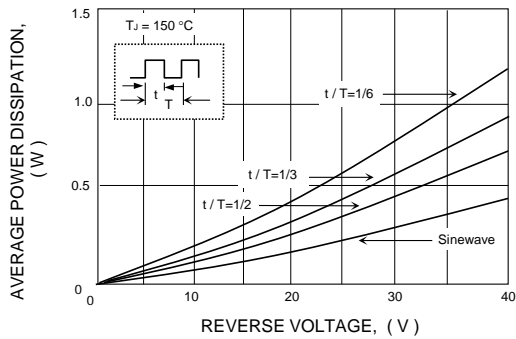


FIG.4 - TYPICAL REVERSE CHARACTERISTICS

